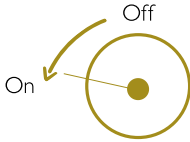




## Shower Operating Instructions

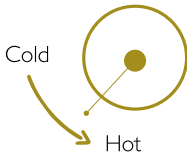
### Top Lever

To turn the water on, turn the handle counter-clockwise (right to left)



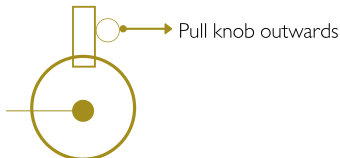
### Bottom Lever

Adjust the water temperature by rotating the handle counter-clockwise (right to left).



### Handheld Shower Head Feature

Above the shower's top lever, on the right-hand side you will see a round knob. Pull the knob outwards to begin water flow to the handheld shower head.



For assistance, please call Instant Service by dialing 0 on your guestroom telephone.